

Y3 Curriculum News – Autumn 2 2023

'Working together to achieve success'





Our topic this half-term is called: '**Do you believe in magic?**' with Design & Technology and Science leading with lots of cross-curricular links to English and Maths. We will also revisit some of our Wellbeing learning during Anti-Bullying Week.

As **writers**, we be writing to entertain, by continuing to identify and create a range of sentences including complex sentences and also use these to create a problem for a story linked to the novel, 'Leon and the Place Between'. We will also be writing to inform, when we write an explanation as to how shadows are formed.



As **readers**, we will continue with our journey to become fluent readers, through our guided reading sessions focusing on reading with expression when certain punctuation is used. We will also be using the superhero Sequence Shadow to sequence parts of our texts. We want to enhance our vocabulary so will be using Word Wolf to collect words and phrases from the texts that we read, to generate a vocabulary bank, from which we will choose words to use in our own writing.

This half term these books link to our Science and English focus.



As **mathematicians**, we will develop our mental strategies and our ability to select the most efficient method for different calculations. Using formal methods, we will multiply and divide and work with numbers up to three digits when adding and subtracting. Counting in multiples of 2,5,3 and 4, we will complete sequences and identify patterns. We will identify 3D shapes and solve problems involving these.



As **scientists**, we will be learning about light and shadows. We will discover how light travels and develop our understanding of how we see. We will learn about sun safety and how to protect our eyes. Being a scientist, we will be looking for patterns when the light source moves or when the distance between the light source and the object changes.

As **designers**, we will follow the design and make process to create a wand case for a magician. We will investigate existing products, before designing our own products based on a magician's design criteria. Lots of fun will be had practicing a range of sewing skills and decoration techniques!



As **musicians**, we will be performing a Christmas themed song. We will explore different dimensions of music including timbre, pulse, rhythm, tempo and dynamics. We will also compose a musical accompaniment for our Christmas concert.

As **theologians**, we will be answering the question, How and why have some people served God? The unit will focus on Christianity and how God is seen as the Light of the World. We will read different stories in the Bible and identify the messages they give Christians. RE will continue to be taught by Mrs Taylor on a Tuesday afternoon.



As **sports people**, we will explore travelling in dance. We will also be learning throwing and catching skills in Cricket, taught by an expert, as well as game tactics. PE lessons will be on a Wednesday and Friday.



As **educated citizens**, we will be learning about our value of **Respect**. We will be developing our understanding of difference (e.g. disabilities, families, religion, the way others look, hobbies etc). We will listen to each other calmly and fairly and speak to each other in a positive and respectful manner. We will focus on treating others how we would like to be treated, as well as caring for our property and community.

Key Vocabulary: light source, shadow, reflection, opaque, comparisons, compartment, seam allowance, prototype, hulking, hideous, enchanted, invisible, astonishment


Y3 Key Words: answer, believe, decide, describe, length, question, strange

Homework: Homework will continue to be handed out every Thursday and needs to be returned by the following **Wednesday**. Children will be tested weekly on the **following Thursday** on their spellings. It's a good idea to keep the spelling list so children can practice these often. We will have key times tables to learn weekly, which are personalised based on Times Tables Rocks Stars (TTRS).

Reading targets are checked every Friday. Children will be expected to complete at least one reading quiz a week (80+%) to achieve their reading target. Remember, plenty of reading please with an adult so support can be provided with unfamiliar vocabulary and checking for understanding. You might find our reading videos useful which are on our website:

<http://www.mossgate.lancs.sch.uk/page/home-reading-homework/26819>

Teaching aids – joining techniques



Back stitch

Backwards running stitch

Over sew stitch


Blanket stitch

Running stitch

Decorative Techniques



Embroidery stitches e.g. cross-stitch



Appliqué by gluing or stitching

Possible fastenings



Buttons

Velcro

Glossary

- **Appliqué** – means 'applied' - describes method of stitching/gluing patches onto fabric (originally to mend holes in worn clothes) to provide decoration.
- **Pattern/Template** – a shape drawn to exact shape and size and used to assist cutting out.
- **Seam** – a line of stitching that joins pieces of fabrics together.
- **Seam Allowance** – extra fabric allowed for joining together - usually 1.5cm.
- **Prototype** – a model that is made to test whether a design will work.
- **Aesthetics** – the way in which the product looks with the nature and expression of beauty.